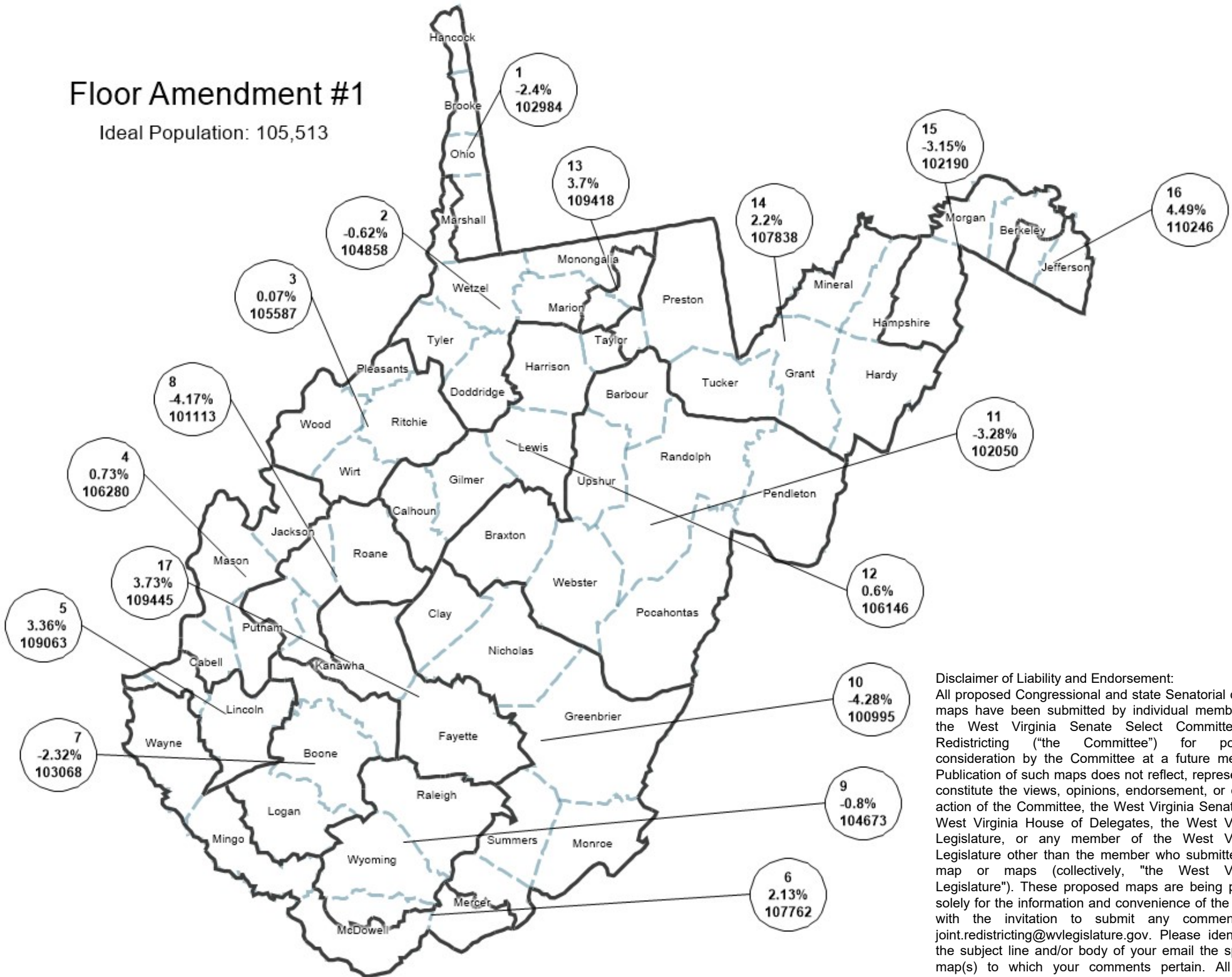


Floor Amendment #1

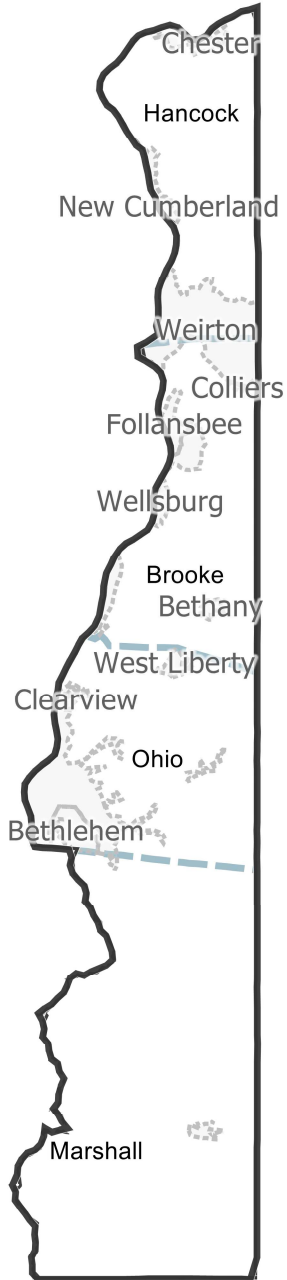
Ideal Population: 105,513



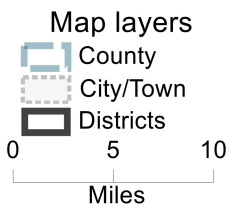
Disclaimer of Liability and Endorsement:
All proposed Congressional and state Senatorial district maps have been submitted by individual members of the West Virginia Senate Select Committee on Redistricting ("the Committee") for possible consideration by the Committee at a future meeting. Publication of such maps does not reflect, represent, or constitute the views, opinions, endorsement, or official action of the Committee, the West Virginia Senate, the West Virginia House of Delegates, the West Virginia Legislature, or any member of the West Virginia Legislature other than the member who submitted the map or maps (collectively, "the West Virginia Legislature"). These proposed maps are being posted solely for the information and convenience of the public with the invitation to submit any comments to joint.redistricting@wvlegislature.gov. Please identify in the subject line and/or body of your email the specific map(s) to which your comments pertain. All such comments will be posted to this webpage.

District: 1

| Field | Value |
|-------------|--------|
| District | 1 |
| Population | 102984 |
| Deviation | -2,529 |
| % Deviation | -2.4% |

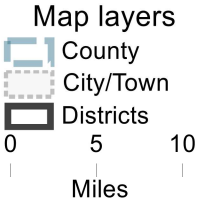
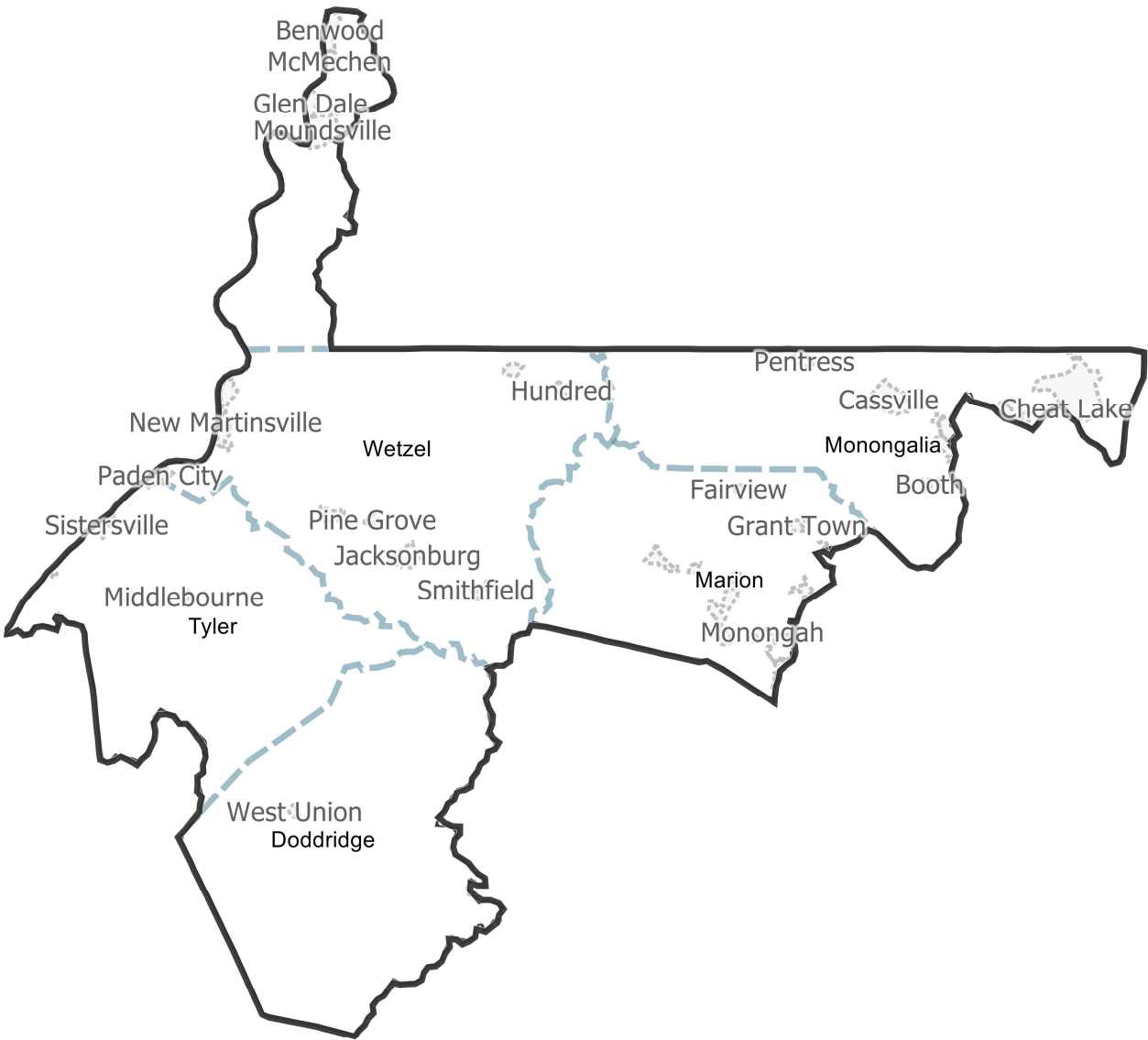


©2021 CALIPER



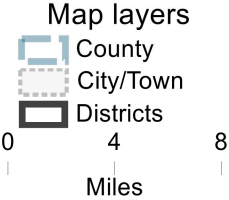
District: 2

| Field | Value |
|-------------|--------|
| District | 2 |
| Population | 104858 |
| Deviation | -655 |
| % Deviation | -0.62% |



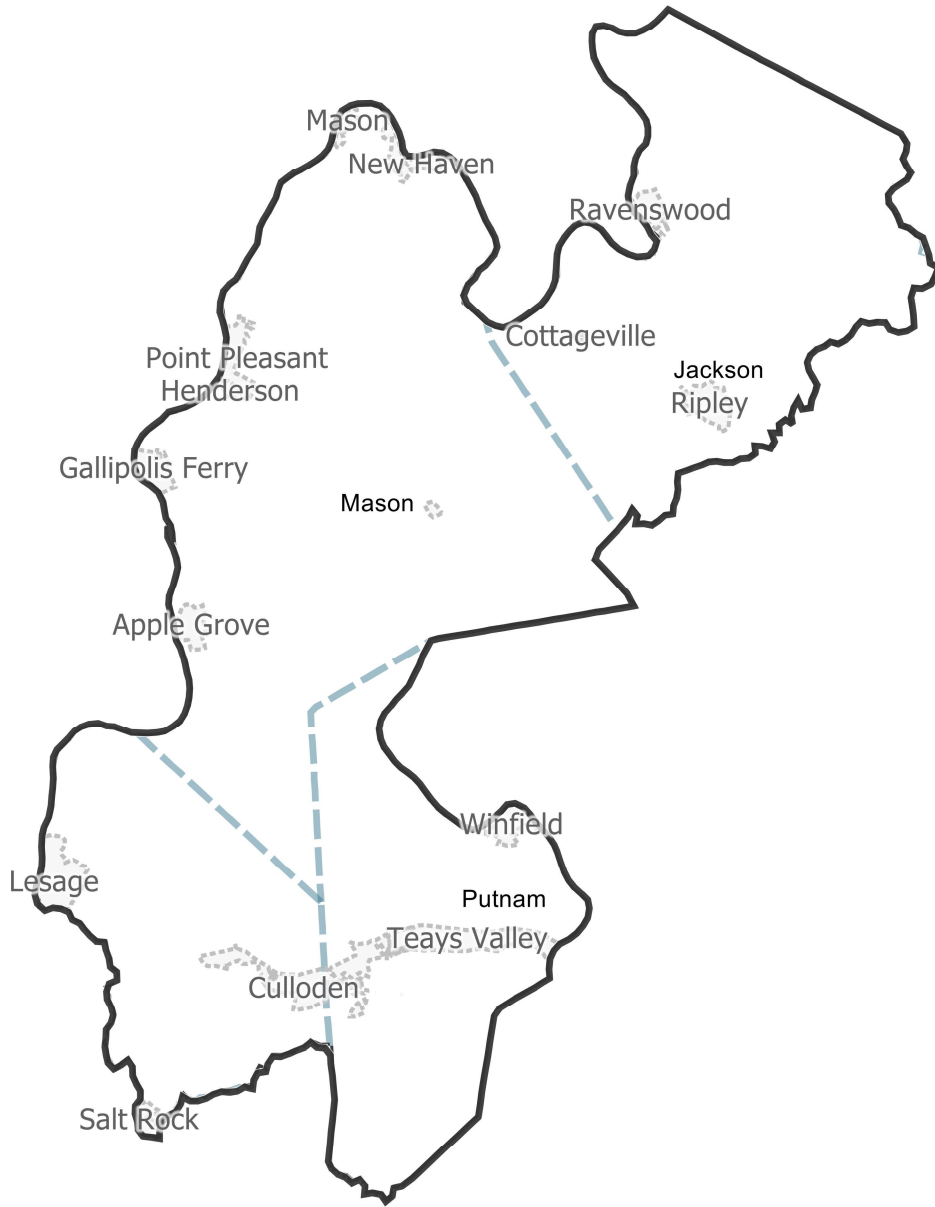
District: 3

| Field | Value |
|-------------|--------|
| District | 3 |
| Population | 105587 |
| Deviation | 74 |
| % Deviation | 0.07% |

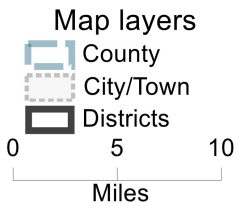


District: 4

| Field | Value |
|-------------|--------|
| District | 4 |
| Population | 106280 |
| Deviation | 767 |
| % Deviation | 0.73% |

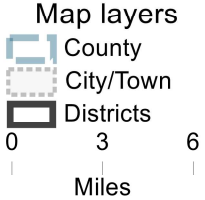


©2021 CALIPER



District: 5

| Field | Value |
|-------------|--------|
| District | 5 |
| Population | 109063 |
| Deviation | 3,550 |
| % Deviation | 3.36% |



District: 6

| Field | Value |
|-------------|--------|
| District | 6 |
| Population | 107762 |
| Deviation | 2,249 |
| % Deviation | 2.13% |

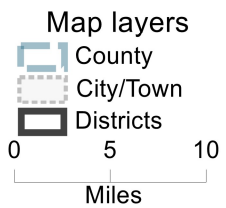


District: 7

| Field | Value |
|-------------|--------|
| District | 7 |
| Population | 103068 |
| Deviation | -2,445 |
| % Deviation | -2.32% |

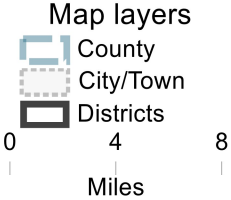


©2021 CALIPER



District: 8

| Field | Value |
|-------------|--------|
| District | 8 |
| Population | 101113 |
| Deviation | -4,400 |
| % Deviation | -4.17% |



District: 9

| Field | Value |
|-------------|--------|
| District | 9 |
| Population | 104673 |
| Deviation | -840 |
| % Deviation | -0.8% |

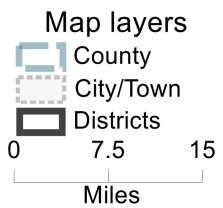


District: 10

| Field | Value |
|-------------|--------|
| District | 10 |
| Population | 100995 |
| Deviation | -4,518 |
| % Deviation | -4.28% |

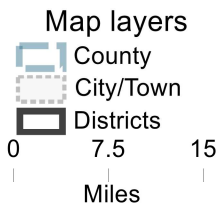


©2021 CALIPER



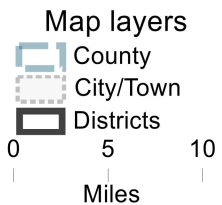
District: 11

| Field | Value |
|-------------|--------|
| District | 11 |
| Population | 102050 |
| Deviation | -3,463 |
| % Deviation | -3.28% |



District: 12

| Field | Value |
|-------------|--------|
| District | 12 |
| Population | 106146 |
| Deviation | 633 |
| % Deviation | 0.6% |



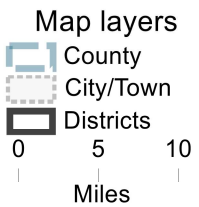
District: 13

| Field | Value |
|-------------|--------|
| District | 13 |
| Population | 109418 |
| Deviation | 3,905 |
| % Deviation | 3.7% |



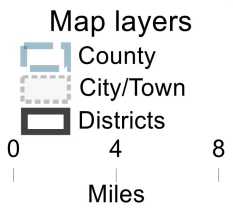
District: 14

| Field | Value |
|-------------|--------|
| District | 14 |
| Population | 107838 |
| Deviation | 2,325 |
| % Deviation | 2.2% |



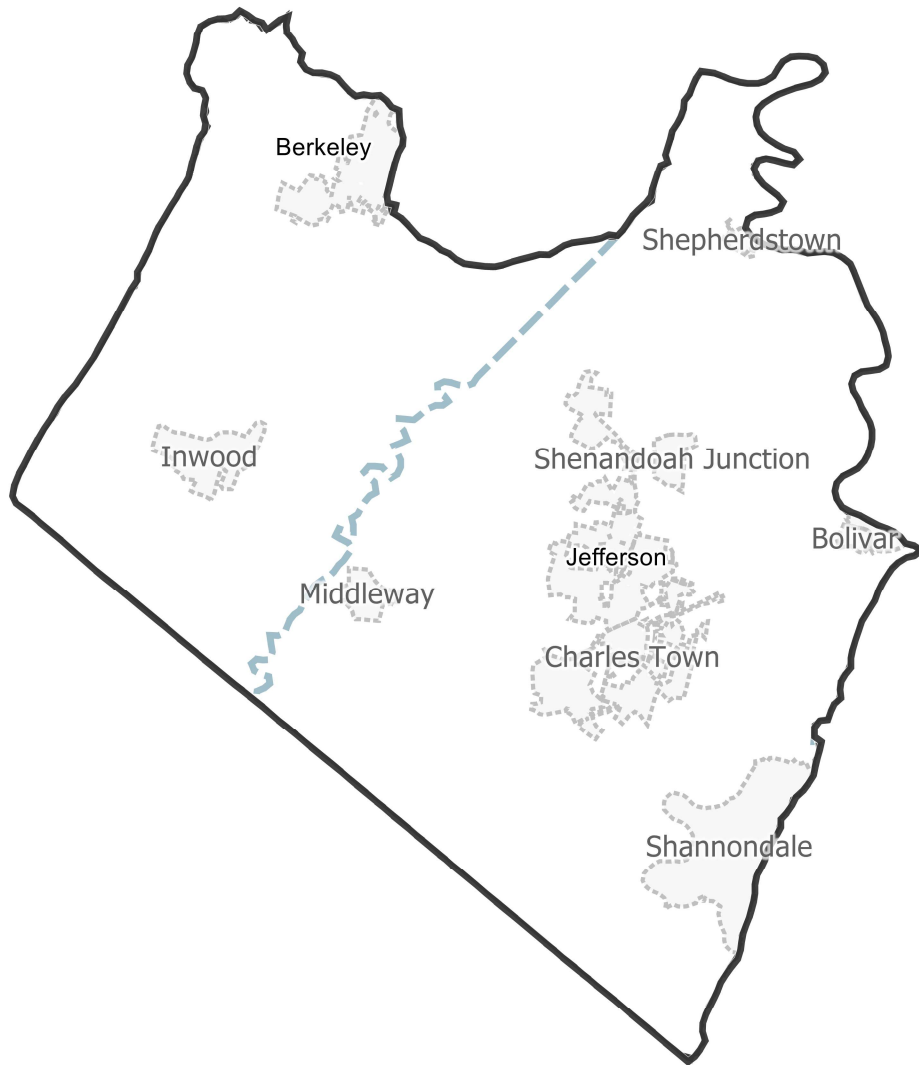
District: 15

| Field | Value |
|-------------|--------|
| District | 15 |
| Population | 102190 |
| Deviation | -3,323 |
| % Deviation | -3.15% |

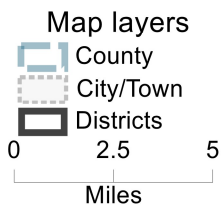


District: 16

| Field | Value |
|-------------|--------|
| District | 16 |
| Population | 110246 |
| Deviation | 4,733 |
| % Deviation | 4.49% |



©2021 CALIPER



District: 17

| Field | Value |
|-------------|--------|
| District | 17 |
| Population | 109445 |
| Deviation | 3,932 |
| % Deviation | 3.73% |



©2021 CALIPER

